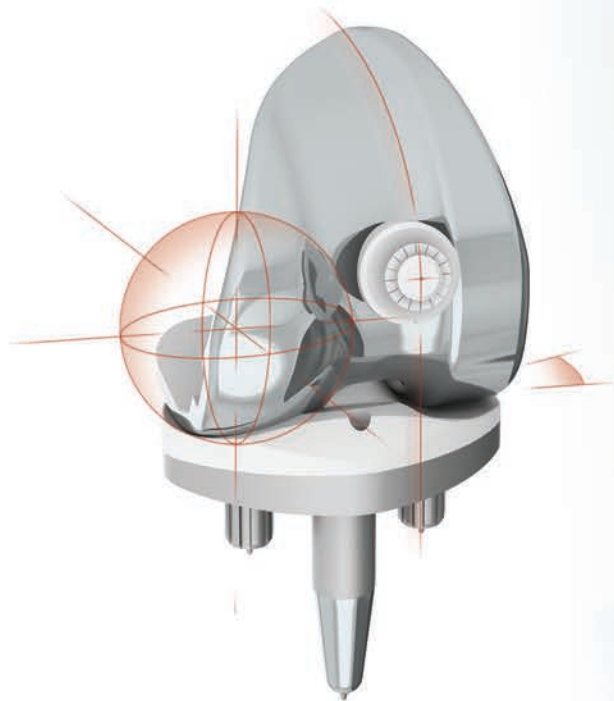





Natural Asymmetry, Complete Stability  
and Full Mobilisation.



**Medial Rotation Knee™**



# Medial Rotation Knee™ - The Knee That Became A Philosophy



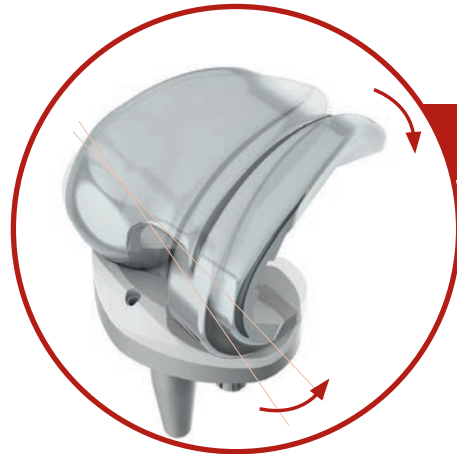
## Natural Asymmetry

- Anatomical and functional asymmetry
- Physiological medial stability
- Lateral freedom to move AP
- Physiologically lateralised trochlea
- Normal feeling of stability and movement



## Complete Stability

- Substitutes for the ACL, PCL and meniscus
- Inherent full ROM stability
- No mid-flexion instability
- Lateral stability where required
- Patella always supported, including during deep flexion



## Full Mobilisation

- Physiological rotation during flexion
- Exhibits lateral femoral rollback
- Femur maintained posterior to avoid impingement
- Reduces anterior capsule tension in flexion
- Permits 140° flexion



## Designed Without Compromise

- Highly conforming, low contact stress for low wear
- No post; no box cut; avoids challenges with PCL retention
- Tibia locking mechanism eliminates micromotion
- Advanced instrumentation with all surgical options
- Complete product portfolio



## A Pedigree with Heritage and Clinical Data

- The original medial ball-and-socket knee
- Over 20 years' clinical use and ODEP 10A rated
- Lowest revision rates
- Better high-end activity
- Greater patient-reported success and satisfaction

*Latest ODEP ratings can be found at [www.odep.org.uk](http://www.odep.org.uk)*